

Ref: 38.002

Features:

- Protection against transient main peaks
- Electrical short-circuit protection
- Overload protection: reversible
- Protection against "no load" operation
- Degree of protection: IP20
- Protection class II
- SELV



Electrical characteristics	Power	20W
	Voltage 50-60 Hz (V)	220V - 240V
	Main current mA	200mA - 190mA
	Inrush current A / μ s	22A / 100A
	Current output DC mA (\pm 5%)	0mA - 1680mA
	Voltage output DC (V)	12V
	Efficiency at full load % (230V)	>85%
	Ripple 100 Hz	\leq 1%
Maximum ratings	Ambient temperature range $^{\circ}$ C min.	-15 $^{\circ}$ C
	Ambient temperature range $^{\circ}$ C max.	+45 $^{\circ}$ C
	Operation humidity range % min.	20%
	Operation humidity range % max.	60%
	Storage temperature range $^{\circ}$ C min.	-40 $^{\circ}$ C
	Ambient temperature range $^{\circ}$ C max.	+85 $^{\circ}$ C
	Storage humidity range % min.	5%
	Storage humidity range % max.	95%
	Max. operation temperature at t_c point $^{\circ}$ C	+75 $^{\circ}$ C
	Degree of protection	IP20
Expected service life time	Operation current Max.	65 $^{\circ}$ C * - 75 $^{\circ}$ C * (recomended)
	Operation current hrs.	50,000h - 30,000h
Dimming	Dimmable	no
	Dimming interface DALI	no
	DALI power supply integrated	no
	DALI power supply switchable	no
	Push	no
	Phase cut trailing edge	no
	Control phase	no
	Bluetooth	no
	Dimming interface 1-10V	no
	Dimming interface others	no
Other	Dimension	122.8x45x19mm
	Casing shape	K52
	Weight	82g
	Guarantee	5 years



Measurements:

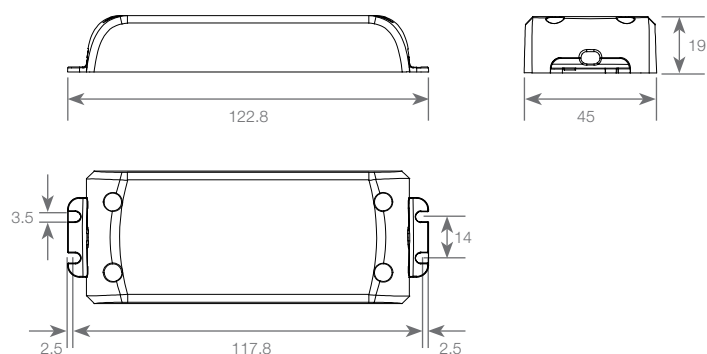
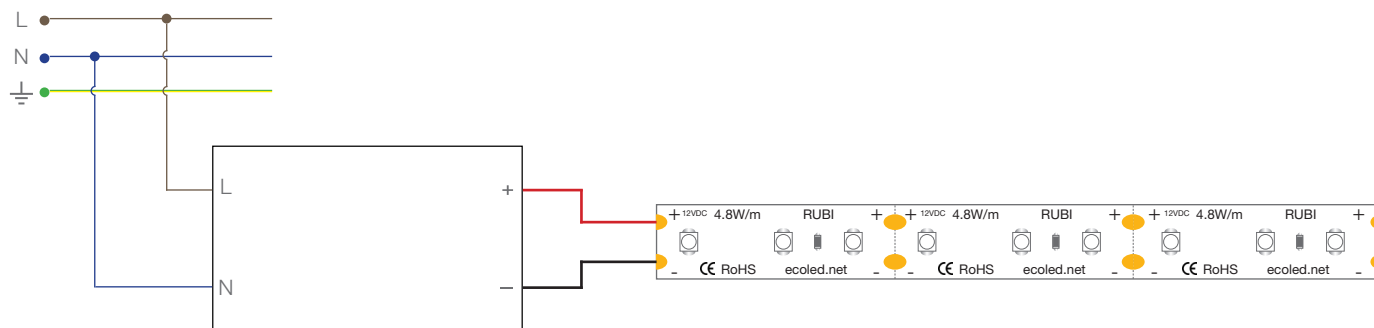
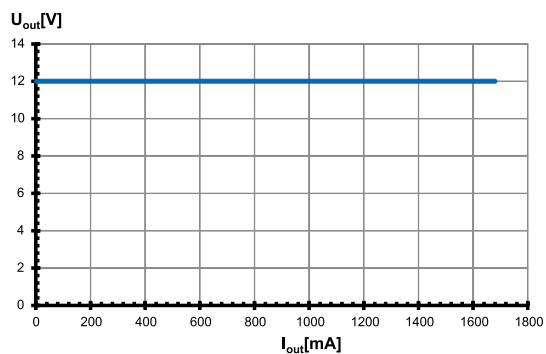


Diagram:

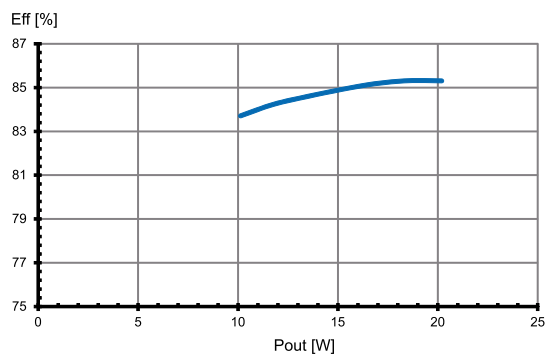


Type performance graphs / Type EDXe

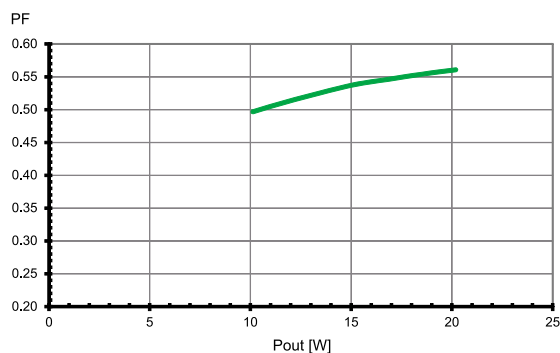
Working area



Efficiency



Power factor



Applied standards:


- Mandatory regulations:**

- DIN VDE 0100
- EN 60598-1

- Transient main peaks protection: values are in compliance with EN 61547 (interference immunity). Surges between L/N: up to 1 kV.
- Short-circuit protection: the control gear is protected against permanent short-circuit with automatic restart function.
- Overload protection: the control gear only works in range of rated output power and voltage problemfree.. Please check that the selected LED load is suitable (see Electrical Characteristics on data sheet).
- No load operation: the control gear is protected against no load operation (open load).
- If any of the above mentioned safety functions will be triggered, disconnect the control gear from the power supply then find and eliminate the cause of the problem.

- Mounting position: Drivers are suitable for independent operation.
- Mounting location:
 - Independent LED drivers do not need to be integrated into a casing.
 - Installation in outdoor luminaires: degree of protection for luminaire with water protection rate ≥ 4 (e.g. IP54 required).
- Degree of protection: IP20
- Clearance: min. 0.10m from walls, ceilings and insulation.
- Surface: solid and plane surface for optimum heat dissipation required.
- Heat transfer:
 - If the led drivers is destined for installation in a luminaire. Sufficient heat transfer must be ensured between the led drivers and the luminaire casing.
 - Led drivers should be mounted with the greatest possible clearance to heat sources. During operation, the temperature measure at the led driver's t_c point must not exceed the specified maximum value.
- Fastening: using M4 screws in the designated holes.
- Tightening torque: 0.2 Nm.

- **Connection terminals:** screw terminals for rigid or flexible conductors with a section of 0.5–2.5 mm² for independent operation.
- **Stripped length:** 8.5–10 mm.
- **Wiring:** the main conductor within the luminaire must be kept short (to reduce the induction of interference). Main and lamp conductors must be kept separate and if possible should not be laid in parallel to one another.
- **Polarity:** please ensure the correct polarity of the leads prior to commissioning. Reversed polarity can destroy the modules.
- **Through-wiring:** is not allowed.
- **Secondary load:** the sum of forward voltages of LED loads is within the tolerances which are mentioned in the Electrical Characteristics on the data sheet.



VS LIGHTING

Vasall-Schwarz Deutschland GmbH
Hofe-Straßen 8
D-38509 Lüneburg
Electronic Converter for LED

Type EDXe 120/12.053

■ N Ref.-No. 186620
■ L Made in PRC

EN 61347-1
EN 61000-3-2
EN 62384
EN 55015
EN 61547

to = -15...+5°C
tc = 75°C

SEC
Unloaded = 12 V ∇
loaded = 1,68 A
Rated = 20 W
P20
SELV

SEC

CE

EAC

Type Approval
Number
Product
Approval
Number

11 M M